

WINDOWS 7 USERS PLEASE READ BEFORE INSTALLATION

GreenScapes is compatible with Windows 7.

You will, however, need to make a setting change in the User Account Control (UAC) so that our copy protected software will not be blocked by Windows 7 UAC. Most people turn off the User Account Control feature once they know how to, because it interferes with being the "Administrator" of their own computer. If you have any of the following issues you have Windows 7's UAC turned on.

1. Your registration number will not show up.
2. Your generated unlock code will not unlock your software.
3. Upon installing the software, you will have **0** trial days remaining.

These issues can be easily resolved by modifying Windows 7's security features. The following will show you how to turn this User Account Control feature off.

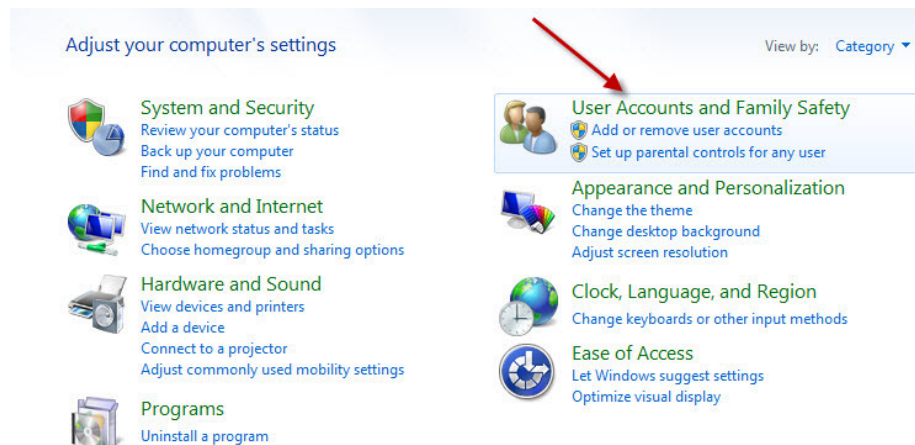
Explanation About "User Account Control"

User Account Control (UAC) was introduced in Vista, with the primary goal to force users to work using restricted accounts, instead of working as administrators having full access to their own computer.

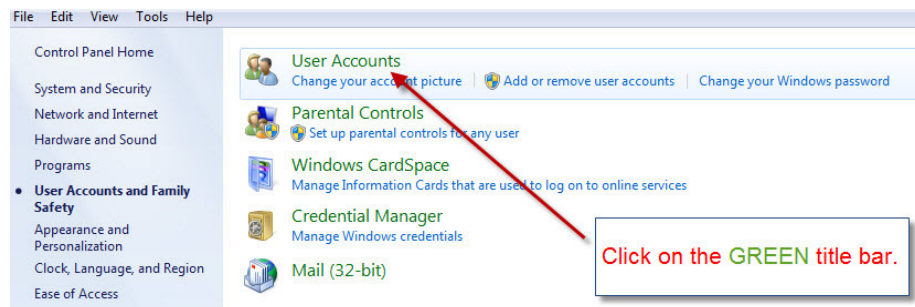
Disabling User Account Control will not harm your computer; and it will not expose your computer to bigger security risks. Continuing to use Windows Defender and Windows Firewall, along with your installed (and regularly updated) antivirus software, will keep your computer protected. Please note that if your program stops working someday, please check to be certain the UAC is still off, as sometimes the Windows Update will turn it back on.

To turn User Account Control off:

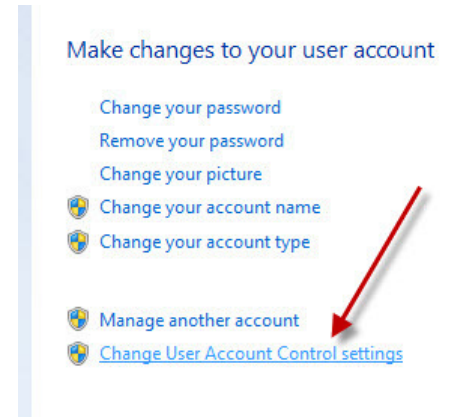
- 1) Click on the **Start** icon located on the bottom-left of your screen.
- 2) Go to Control Panel.
- 3) Then click on the green "**User Accounts and Family Safety**".



- 4) Now click on the green "**User Accounts**".



- 5) Next click on the **“Change User Account Control settings”** at the bottom of the list.



- 6) Move the slider to the bottom near **“Never Notify”**, and then click OK.

Choose when to be notified about changes to your computer

User Account Control helps prevent potentially harmful programs from making changes to your computer. [Tell me more about User Account Control settings.](#)

Always notify



Never notify

Never notify me when:

- Programs try to install software or make changes to my computer
- I make changes to Windows settings

i Not recommended. Choose this only if you need to use programs that are not certified for Windows 7 because they do not support User Account Control.

- 7) A **reboot** will be required. Your computer will prompt you to restart in order to complete the process. If for some reason it does not prompt you, then simply click the Start icon, go over to the arrow next to the Power Bar icon, and click **“Restart”**. Once your computer has been restarted, User Account Control should be turned off. And you are ready for installation of GreenScapes.